

Orientation for Persons Granted Asylum Status

Presentation Created By:
San Francisco Department of Public Health, Newcomers Health Program
California Department of Public Health, Office of Refugee Health

For originals and dissemination contact :
newcomers.health@sfdph.org or asyleehealth@cdph.ca.gov

1

To Hear This Presentation in English

If you join from a computer or tablet:


1. Find the icon for the globe. It looks like this:
2. Click the globe and select **English**
3. Next, click **“mute original audio”**
4. You will now hear the session in English

If you join from a cell phone:

1. Click on **“More”** in the lower right corner
2. **Select English**
3. Click **“mute original audio”**
4. You will now hear the session in English



2


Para Escuchar Este Presentacion en Espanol



Desde una computadora o tablet



1. Encuentra el icono del globo terráqueo. Se parece a esto:



2. Haga clic en el globo y seleccione espanol
3. Luego, haga clic en **“mute original audio”**
4. Ahora escuchara la sesion en Espanol



Desde un Telefono:

1. Haga clic en **“More”** en la esquina inferior derecha
2. Seleccione **Espanol**
3. Clic **“mute original audio”**
4. Ahora escuchara la session en Espanol






3

Instructions to See Slides in Spanish

Instrucciones Para Ver los Materiales en Espanol


1. Busque el botón de tu panel de zoom llamado **“CHAT”** y haga clic.
2. A continuación, haga clic en **'Diapositivas en Español.'**
3. Esto abrirá el conjunto de diapositivas en español.
4. El presentador leerá el título de cada diapositiva.
5. A medida que finaliza cada uno, debe avanzar a la siguiente diapositiva desde su extremo.

4

Housekeeping

- Do not use the raised hand icon. We are not able to answer using this feature. It has been disabled.
- Use the Q and A button for all questions or concerns.
- When using the Q&A, you must check the box **“send anonymously”** to keep your name from being visible.
- We will stop at the end of each topic to answer questions.
- At the end of the session, we will share the slides in the chat. You will also receive an email or text with the link to slides again in 2-3 days along with a complete navigation sheet of new asylee steps.



5

Presenters

Cristy Dieterich, MPH

Program Manager
San Francisco Department of Public Health, Newcomers Health Program



Sammi Truong, MSW

Program Coordinator
San Francisco Department of Public Health, Newcomers Health Program



Vilaysay “Sai” Phavisith

Community Relations Specialist, Northern California
Office of Citizenship, Partnership, and Engagement (OCPE)
U.S. Citizenship and Immigration Services




Isaias Vega

Spanish Interpreter





6



Topics Covered

Overview of Benefits, Services, and U.S. Systems

1. Important Documents
2. Refugee/Asylee Programs and Benefits
3. Health Care
4. Employment
5. Education
6. Immigration Topics
7. Responsibilities & Helpful Resources








7

Part 1

Important Documents

- Asylum Grant Letter from USCIS or from the Immigration Court
- I-94 Card
- Social Security Card (SSN)
- Standard California Identification or California Driver's License
- "REAL ID" Identification or REAL ID Driver's License

8

Asylum Grant Letter

- Verifies immigration status.
- Contains date asylum status was granted.
- Do not alter.

USCIS Approval Letter

Form I-94 (Rev. 01-08-09)

Notice Type: Approval Notice

Asylum Approval

Asylum Granted Indefinitely

APR 29 2009

DEPARTMENT OF HOMELAND SECURITY

ASYLUM STATUS Granted Indefinitely

77b

APR 29 2009

U.S. Customs and Border Protection

Departure Record

77b

APR 29 2009

U.S. Customs and Border Protection

Court Order

IMMIGRATION COURT
100 MONTGOMERY ST., SUITE 800
SAN FRANCISCO, CA 94104

IN REMOVAL PROCEEDINGS

ORDER OF THE IMMIGRATION JUDGE

This is a summary of the oral decision entered on 04/29/09 23:21:17

The respondent was ordered removed from the United States to _____ or in the alternative to _____

Respondent's application for voluntary departure was denied and respondent was ordered removed to _____ or in the alternative to _____

Respondent's application for voluntary departure was granted until _____ upon posting a bond in the amount of \$ _____ with an alternative order of removal to _____

Respondent's application for: Asylum was () granted () denied () withdrawn () other. Withholding of removal was () granted () denied () withdrawn () other. Respondent's application for () withholding of removal () deferral of removal under Article III of the Convention Against Torture was () granted () denied () withdrawn () other. A Waiver under section _____ was () granted () denied () withdrawn () other. Cancellation of removal under section 240A(a) was () granted () denied () withdrawn () other.

Respondent's application for: Cancellation of removal under section 240A(b)(1) was () granted () denied () withdrawn () other. If granted, it was ordered that the respondent be issued all appropriate documents necessary to give effect to this order. Cancellation under section 240A(b)(2) was () granted () denied () withdrawn () other. If granted, it was ordered that the respondent be issued all appropriate documents necessary to give effect to this order. Adjustment of Status under section _____ was () granted () denied () withdrawn () other. If granted, it was ordered that respondent be issued all appropriate documents necessary to give effect to this order. Respondent's status was rescinded under section 246. Respondent is admitted to the United States as a _____ bond. As a condition of admission, respondent is to post a \$ _____ bond. Respondent knowingly filed a frivolous asylum application after proper notice. Respondent was advised of the limitation on discretionary relief for failure to appear as ordered in the Immigration Judge's oral decision. Proceedings were terminated. Other: PROCEEDINGS UNDER I-94 & I-94/1B



9

Asylum Approval Date

- Determines date of eligibility for public benefits.
- Start of 2-year time-period to apply for spouse and unmarried children under 21.

Written in Letter

Form I-94 (Rev. 01-08-09)

Notice Type: Approval Notice

Asylum Approval

Asylum Granted Indefinitely

APR 29 2009

DEPARTMENT OF HOMELAND SECURITY

ASYLUM STATUS Granted Indefinitely

77b

APR 29 2009

U.S. Customs and Border Protection

Departure Record

77b

APR 29 2009

U.S. Customs and Border Protection

Stamped on I-94

Departure Number

Department of Homeland Security
ASYLUM STATUS
Granted Indefinitely
Section _____
Immigration and Nationality Act

MAR 12 2009

APR 29 2009

U.S. Customs and Border Protection

14 Family Name: BLACK, JOE FRANCHIE

15 First Given Name: JOE FRANCHIE

16 Birth Date (Day-Mo-Yr): 01/17/79

See Other Side

CBP Form I-94 (10-04)
STAPLE HERE



10



I-94

- Verifies immigration status. Contains unique admission number.
- Granted by the USCIS asylum office? Your I-94 is automatically included with your approval letter.
- Granted asylum by a judge in court? Your I-94 will be mailed to you from USCIS within 60 days.
- USCIS Contact Center **1-800-375-5283**.

DEPARTMENT OF HOMELAND SECURITY
U.S. Customs and Border Protection

USCIS
ASYLUM STATUS
Granted Indefinitely
Immigration Section 208
Immigration and Nationality Act

Departure Record

Admission Number
[REDACTED] 33

MAR 24 2021

335 ZSF

44 0468

Country of Citizenship
NIGERIA

CBP Form 1-04 (05/08)
STAPLE HERE



11

Social Security Number (SSN)

Purpose and Instructions to Apply

- Your social security number serves as a unique personal identifier.
- To apply, visit your local Social Security field office.
- Bring USCIS Asylum Approval Letter or Immigration Court Order.
- Bring valid passport or photo ID.
- Search: SSA Office Locator <https://www.ssa.gov/locator/>
- Social Security Administration National Phone Number: 1-800-772-1213.




12

Social Security Number (SSN)

Instructions to Remove Restrictions

- Visit your local Social Security office.
- Request an *unrestricted card*.
- Bring restricted social security card, asylum grant letter, and valid photo identification.
- Verify your address is current with Social Security Administration.
- Card should arrive within 30 days! The number will be the same, but restrictions removed.



13

Social Security Number (SSN)

Protect Your Number!

- Memorize it! Do not carry your Social Security Number (SSN).
- Shred papers with personal information.
- Beware of scams.
- Report fraud at: <https://identitytheft.gov/>




14

Standard California ID and Driver's License

CA Department of Motor Vehicles (DMV)

- Form of identity document.
- Federal Limits Apply.
- NOT federal compliant.
- Can NOT use to board domestic flights after May 7, 2025.
- Can NOT use to enter federal facilities after May 7, 2025.



<https://www.dmv.ca.gov>



15

Federally Compliant REAL ID and Driver's License

Form of Identity Document:

- Federal Compliant.
- Picture of bear + star in upper right corner = REAL ID.
- Can use to board domestic flights after May 7, 2025.
- Can use to enter federal facilities after May 7, 2025.

Documents Needed to Apply:

- Asylum Grant letter
- I-94
- Unexpired passport with a Valid Visa OR Unexpired EAD Card or Valid/Expired EAD card with Notice of Action (I-797C)
- Proof of social security number
- Two proofs of your CA address
- DMV fees



16

Part 2

Public Benefits

- CalFresh
- Refugee Cash Assistance (RCA)
- CalWORKs
- Medi-Cal
- Supplemental Security Income (SSI) for the Elderly, Blind, & Disabled



17

Public Charge

- Asylees are not subject to Public Charge law.
- Asylees are eligible to apply for government benefits.
- See the USCIS and CDSS webpage links to learn more:
 - <https://www.uscis.gov/green-card/green-card-processes-and-procedures/public-charge/public-charge-resources>
 - https://www.cdss.ca.gov/Portals/9/Additional-Resources/Letters-and-Notices/ACWDL/2022/CL_11-10-22.pdf?ver=2022-11-10-111915-687



18

Programs and Benefits for Refugees and Asylees

Where to Go and How to Apply

Names of Programs in CA:

- Food Assistance (CalFresh)
- Cash and Employment Assistance (RCA/CalWORKS)
- Health Coverage (Medi-Cal)
- All are based on financial situation and need
- Apply in person at your local County Social Services or Human Services Agency (HSA)
- Apply online at www.benefitscal.com



19

CalFresh Program for Food Support (SNAP)

- Provides monthly money for food to low-income households.
- Benefits are loaded monthly to the Electronic Benefit Card (EBT).
- Use your EBT like a debit card at:
 - Convenience Stores
 - Neighborhood Markets
 - Farmer's Markets
 - Grocery Stores



20

Refugee Cash Assistance Program (RCA)

- Employment focused cash-aid program.
- Time limited assistance of up to one year of aid..
- For low-income single individuals or married couples with NO minor aged children.
- Requirements:
 - Must participate in daily job training.
- Benefits can include:
 - Transportation funds.
 - English class and vocational training.
 - Financial aid for approved job training.
 - Benefits are loaded monthly onto an EBT card.
 - Can be used as a debit card at stores or bank ATMs.



21

CalWORKS (TANF)

- Employment focused cash-aid program.
- For low-income families with children under age 19.
- Requirements:
 - Head of Household must participate in daily job training.
- Benefits can include:
 - Transportation funds
 - English class and vocational training
 - Financial aid for approved job training
 - Childcare
 - Benefits are loaded monthly onto an EBT card.
 - Can be used as a debit card at stores or bank ATMs.



22

Medi-Cal (Medicaid)

- Government funded health insurance.
- Pays for doctor's visits, hospital and medicines.
- You may qualify depending on your income.
- If you had emergency Medi-Cal, return to County Human Services/Social Services with your asylum grant letter and request full scope Medi-Cal coverage.






23

Specials Programs for the Elderly (65+), Blind, & Disabled

- Provides cash support.
- Based on income.
- Apply at Social Security Administration.
- To read more, visit: <https://www.ssa.gov/pubs/EN-05-11051.pdf>





24

Specials Programs for the Elderly (65+), Blind, & Disabled

In Home Supportive Services (IHSS) via Medi-Cal



- IHSS worker can assist with daily life activities such as bathing, cooking, cleaning.
- Ask your local Social Services Agency Medi-Cal division for the nearest IHSS office.
- To read more, visit: <https://www.cdss.ca.gov/in-home-supportive-services>

25

Public Benefit Application Steps and Necessary Documents

Step One	Step Two	Step Three
<p>Apply for benefits in the county where you live.</p> <p>Prepare/bring:</p> <ul style="list-style-type: none"> • Receipt for SSN or card • Photo ID • I-94 and grant letter • Rent/lease agreement • Bank statements • Vaccine records for minor children • Car registration • Discuss document delays with worker 	<p>No rental contract or income?</p> <ul style="list-style-type: none"> • Write a declaration that states the address you live and how much you need to pay to contribute to costs • Record and sign how much money you have and from what sources 	<p>Keep the application receipt!</p> <p>When will I receive an answer?</p> <ul style="list-style-type: none"> • CalFresh: 30 days • CalWORKS/RCA: 45 days • Medi-Cal: 45 days

26

Part 3

Healthcare

- Health Coverage
- Care for Physical & Mental Wellness
- Refugee/Asylee Health Assessment
- Dental Care
- No Cost Transportation Under Medi-Cal
- Emergency Alert Notifications



27

Health Coverage and Insurance Options in California

60-day Rule!

1. Medi-Cal or Refugee Medical Assistance (RMA Program)

2. Health Insurance Through Employment


3. Covered California and/or Private Marketplace

<http://www.coveredca.com/>
or call 1 (800) 300-1506 for assistance

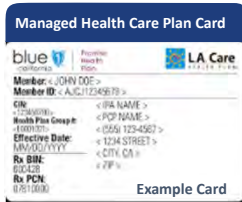


28

What to Bring to the Doctor, Pharmacy, or Lab



or



Medi-Cal Plan or
Employer Plan or
Covered California Plan Plus
and any Co-Payment

+



In learning to access medical care, remember:

- Primary Care Provide (PCP) is the name of your doctor or clinic.
- For routine care, only use the assigned provider.
- Make sure name and date of birth are spelled correctly.
- Fix Medi-Cal card errors with your County Human Services Agency.
- Need help? Look on the back of your plan card and call member services.



Refugee/Asylee Health Assessment Services

- Clinics available in 11 California Counties.
- Must have Medi-Cal.
- Includes: physical exam, lab work, immunizations, vision and hearing checks, mental health support, and referrals to specialists.
- Includes: many vaccines and tests required for Green Card.



Refugee Health Assessment Programs in California



<https://www.cdph.ca.gov/Programs/CID/ORH/Pages/Home.aspx>



31

Refugee Health Assessment Programs in Northern CA/Bay Area Region

Sacramento County

Sacramento County Department of Health Services
 Sacramento County Health Center
 4600 Broadway, Suite #2100
 Sacramento, CA 95820
 Phone: (916) 874-9227
DHS-SacRefugeeHlth@SacCounty.net

San Francisco, San Mateo, and Marin Counties

San Francisco Department of Public Health
 Newcomers Health Program
 995 Potrero Ave., Bld. 80, 5th Floor
 San Francisco, CA 94110
 Phone: (628) 206-8608
 Text (628) 225-2375
Newcomers.Health@sfdph.org
 Appointment referral form:
<https://tinurl.com/SF-Ref-Health>

Alameda County

Alameda Health System
 Eastmont Wellness Center
 6955 Foothill Blvd., Suite #400
 Oakland, CA 94605
 Phone: (510) 567-5858
rhapreferrals@alamedahealthsystem.org

Contra Costa County

Contra Costa County Health Department
 597 Center Avenue, Suite #275
 Martinez, CA 94533
 Phone: (925) 313-6893
maggie.nguyen@cchealth.org

Santa Clara County

TB Clinic/Refugee Health Assessment, Valley Health Center
 1996 Lundy Avenue
 San Jose, CA 95131
 Phone: 669-220-3000



32

Refugee Health Assessment Programs in Central California

Stanislaus County

Family & Pediatric Health Center Health Services Agency
 Refugee Health Services Clinic
 830 Scenic Drive, Suite A
 Modesto, CA 95350
 Phone: (209) 558-8863

Kern County

Kern County Public Health Services Department
 1800 Mt. Vernon Avenue, 2nd Floor
 Bakersfield, CA 93306
 Phone: (661) 868-1219



33

Refugee Health Assessment Programs in Southern California

Orange County

Orange County Refugee Health Assessment Program
 1725 W. 17th Street, Room 104M
 Santa Ana, CA 92706
 Phone: (714) 834-8717

Los Angeles County

Central Health Center
 241 N. Figueroa Avenue, Suite 254
 Los Angeles, CA 90012
 Phone : (818) 291-8902

San Bernardino County (also serves Riverside County)

San Bernardino Public Health Department
 San Bernardino Health Center
 606 East Mill Street
 San Bernardino, CA 92415
 Phone: (760) 956-4487

San Bernardino Public Health Department
 Ontario Health Center
 120 E. Holt Blvd., 2nd floor
 Ontario, CA 91761
 Phone: (760) 956-4487

San Diego County

Family Health Centers of San Diego
 Family Health at City College-Refugee Clinic
 1550 Broadway
 San Diego, CA 92101
 Case Management Phone: (619) 515-2525
 Email: refugeecare@fhcsd.org



34

Refugee Health Assessment Programs

Washington State

Seattle Public Health Center
2124 Fourth Avenue, 4th Floor
Seattle, WA 98121
Ph. (206) 477-8214

Tacoma Pierce County Health Department
3629 South D Street
Tacoma, WA 98418
Ph. (425) 339-5225

Snohomish Health District
3020 Rucker Avenue, Suite 200
Everett, WA 98201
Ph. (425) 339-5225

Benton-Franklin Health District
7102 W Okanogan Place
Kennewick, WA 99336
Ph. (509) 460-4200

Sea Mar Community Health Centers
14508 #1 NE 20th Avenue
Vancouver, WA 98686
Ph. (360) 852-9070

Unify Community Health
120 West Mission Avenue
Spokane WA 99201
Ph. (509) 326-4343

Oregon State

Mid County Health Center
12710 SE Division Street
Portland, OR 97236
Ph: (503) 988-5558
No walk ins – phone calls only. Request
Mid County Health Center.
At Mid County Health Center, request
Refugee Screening Clinic

Virginia Garcia Memorial Health Center
Beaverton Wellness Center
2725 SW Cedar Hills Blvd., Suite 200
Beaverton, OR 97005
Ph. (503) 352-6000

Northwest Human Services
West Salem Clinic
1233 Edgewater Street NW
Salem, OR 97304
Ph. (503) 378-7526



35

No Refugee
Health Clinic in
your Area?

Or do you
already have a
primary care
doctor?



Recommended Health Screening Guidelines for Physicians who Serve
Newly Arrived Refugee, Asylum Seeker, Asylee, and Humanitarian
Parolee Populations in California

Summary

The California Department of Public Health's Office of Refugee Health provides comprehensive health screening for newly arrived refugees to California through eleven county programs. This tool provides recommended health screening guidelines which are in accordance with the Centers for Disease Control and Prevention (CDC) recommendations for the U.S. Domestic Medical Examination for Newly Arriving Refugees. These same standards are also applicable to asylees, asylum seekers, humanitarian parolees, as well as migrant populations in general.

<https://www.cdph.ca.gov/Programs/CID/ORH/CDPH%20Document%20Library/CDPHClinicianGuidelinesforPhysicianswhoServeRefugeePopulationsinCA.pdf>



36



Need Assistance to Connect to Medical Care?

Contact:

California Department of Public Health,
Office of Refugee Health

Email Preferred : asyleehealth@cdph.ca.gov

Or leave voice or text messages: **NEW!** (916) 800-4337

Messages are returned within 5 days.



37

Steps to Get Medical Care



Obtain
Health Insurance



Visit Refugee Health
Assessment Clinic or your
Primary Care Provider
(PCP)



Start or update vaccines
and tests needed for your
green card application.
Ask for a copy of your
medical records or access
to online records.



38

Dental Care

Medi-Cal

- To find a dentist who accepts Medi-Cal:
 - www.smilecalifornia.org
 - Or call: 1 (800) 322-6384
- Adults: pay for teeth cleaning 1x year, x-rays every 2 years, some dental work but NOT all.
- Children 0-18 years: most dental work is covered.



Employer Plan

- Choose from your employer's for the dental plan. Be prepared to cover some of the cost.

Individual Pays

- Dental care is expensive. Search for a low-cost provider. Agree to costs before dental work.



39

Have Medi-Cal and Need a Ride to the Doctor, Dentist, Pharmacy, or Lab?



Medi-Cal Only Coverage:

Contact the Medi-Cal transport company in your area.

Full list of companies use this link and click on the section approved NMT Providers:

<https://www.dhcs.ca.gov/services/medi-cal/Pages/Transportation.aspx>



Medi-Cal Managed Health Care Plan Coverage:

Contact the Managed Health Care Plan Customer Service Number.



40

Emergency Services

9-1-1:

- Dial 911 for life-threatening emergencies.
- For non-emergency needs, call your local police department.

Earthquake, Wildfire, Flood Notices:

- California Emergency Alerts: <http://www.calalerts.org>
- Click the tab: "Sign Up"



41

Break Time

Please Return in 5 Minutes

NEXT UP:

- Employment
- Education
- Other Immigration Topics
- New Responsibilities & Helpful Resources



42

Part 4

Employment

- Work Authorization: Proving your Right to Work
- Employment Forms
- Wage and Safety Rights
- State Unemployment Program
- Board Certification for Professionals



43

Employment Authorization Document (EAD)

- Provides proof of work authorization for asylum seekers with cases that are pending.
- Serves as formal proof of identity.
- Individuals granted asylum are automatically authorized to work (**no EAD needed**).
- If you need a federally acceptable form of identity, apply for an EAD.
- Use USCIS Form I-765.
- Valid for only 2 years.
- Effective Sept 2023, new and renewal EADs will be valid for up to 5 years.

USCIS Contact Center: 1-800-375-5283



44

Prove Your Right to Work

New Job? Provide Your Employer With:

- An original unrestricted social security card.
- One type of formal unexpired identity such as a state identity card or driver's license.
- Document with immigration status such as I-94.

An EAD is only needed if an asylee does not have any other form of valid photo identity.



45

Employment Eligibility Verification USCIS Form I-9

Section 1. Employee Information

Under status: Asylees check Box # 4 "noncitizen authorized to work until":

- N/A as there is no work expiration date for asylum status.
- Provide Alien Registration Number or I-94.

[Form I-9 Acceptable Documents | USCIS](#)

Employment Eligibility Verification
Department of Homeland Security
U.S. Citizenship and Immigration Services

USCIS
Form I-9
OMB No. 1615-0047
Expires 07/31/2026

START HERE: Employers must ensure the form instructions are available to employees when completing this form. Employers are liable for failing to comply with the requirements for completing this form. See below and the [instructions](#).

ANTI-DISCRIMINATION NOTICE: All employees can choose which acceptable documentation to present for Form I-9. Employers cannot ask employees for documentation to verify information in Section 1, or specify which acceptable documentation employees must present for Section 2 or Supplement B, Reverification and Rehire. Treating employees differently based on their citizenship, immigration status, or national origin may be illegal.

Section 1. Employee Information and Attestation: Employees must complete and sign Section 1 of Form I-9 no later than the **first day of employment**, but not before accepting a job offer.

Last Name (Family Name) _____ First Name (Given Name) _____ Middle Initial (if any) _____ Other Last Names Used (if any) _____

Address (Street Number and Name) _____ Apt. Number (if any) _____ City or Town _____ State _____ ZIP Code _____

Date of Birth (mm/dd/yyyy) _____ U.S. Social Security Number _____ Employee's Email Address _____ Employee's Telephone Number _____

I am aware that federal law provides for imprisonment and/or fines for false statements, or the use of false documents, in connection with the completion of this form. I attest, under penalty of perjury, that this information, including my selection of the box attesting to my citizenship or immigration status, is true and correct.

Check one of the following boxes to attest to your citizenship or immigration status (See page 2 and 3 of the instructions):

1. A citizen of the United States
2. A noncitizen national of the United States (See Instructions.)
3. A lawful permanent resident (Enter USCIS or A-Number.)
4. A noncitizen (other than Item Numbers 2. and 3. above) authorized to work until (exp. date, if any) **N/A**

If you check Item Number 4, enter one of these:

USCIS A-Number: _____ Form I-94 Admission Number: _____ Foreign Passport Number and Country of Issuance: _____

Signature of Employee _____ Today's Date (mm/dd/yyyy) _____

If a preparer and/or translator assisted you in completing Section 1, that person **MUST** complete the **Preparer and/or Translator Certification** on Page 3.

Section 2. Employer Review and Verification: Employers or their authorized representative must complete and sign Section 2 within three business days after the employee's first day of employment, and must physically examine, or examine consistent with an alternative procedure authorized by the Secretary of DHS, documentation from List A OR a combination of documentation from List B and List C. Enter any additional documentation in the Additional Information box; see instructions.



46

What If My Employer Does Not Understand My Immigration Status?



Civil Rights Division
U.S. Department of Justice

- Show your employer “Information for Refugees and Asylees About the I-9 Form” found at this link in many languages:
 - www.justice.gov/crt/worker-information
- Contact the Department of Justice, Immigrant and Employee Rights Division:
 - Employer hotline: 1-800-255-8155
 - Worker hotline: 1-800-255-7688



47

Worker Rights in the U.S.

- California minimum wage: \$15.50 per hour.
- Cities may set higher wages.
- All workers have rights to rest and meal breaks and to work in a safe environment.



Report concerns and violations at: <https://www.dir.ca.gov>



48

Job Loss and Unemployment Insurance (UI)

- Each state has an Employment Development Department (EDD), which administers the UI program.
- California EDD website: <https://edd.ca.gov>
- Contact EDD to see if you qualify for UI benefits.



49

Do you hold a professional degree and license to practice your profession from your home country?

Special Program in CA for Refugees, Asylees, and SIV Holders

- Receive help to understand the licensure process in California, Contact the Department of Consumer Affairs (DCA).
- 1-800-952-5210, non-English: (833) 498-2006
- Email: refugee@dca.ca.gov
- https://www.dca.ca.gov/about_us/ab2113.shtml



50

Part 5

EDUCATION INFORMATION FOR CHILDREN AND ADULTS



School for Minor-Aged Children

- School is free of charge and mandatory ages 6-18 years.
- Visit your local Unified School District Office to register and enroll.
- Some areas may offer Charter Schools.
- CA now offers no-cost transitional kindergarten for ages 4-5.
- Ask your district for newcomer student and family programs.
- Bring proof of current address, child vaccine records, identity document, and prior records, if any.



51

Education Resources for Adults



Adult Education Schools: free or low-cost English, citizenship, and GED high school diploma courses

Community Colleges: English classes and 2-year degree programs, vocational training

California State University (CSU): 4-year degree programs

University of California (UC): 4-year degree programs

Private colleges and universities: degree programs

California Vocational Schools directory: <http://california-vocational-schools.com>

Is the school accredited? What is the cost?



52

Education Resources for Adults

USA Hello

- FREE Online Center for information and education for refugees, asylum seekers, immigrants, and new arrivals.
- <https://usahello.org/>
- **Education Topics:** Free English classes, Jobs in the USA, life in the USA, US Law, money, American culture, health, education.
- Information is provided in various languages.

USA Learns

- FREE Online English and Citizenship Classes.
- <https://www.USALearns.org>

California Adult Education Program

- <https://caladulthood.org/>

California Vocational Schools Directory

- <http://california-vocational-schools.com/>

Free Application for Federal Student Aid (FAFSA)

- Main form used in U.S. to apply for financial aid to pay for higher education.
- www.fafsa.ed.gov.
- Note important timelines and apply early!
- Also meet with school financial aid counselor to discuss student loans and scholarships.



53

Part 6

IMMIGRATION TOPICS

- United States Citizenship and Immigration Services (USCIS) Website
- Mandatory Reporting of Changes of Address
- Family Reunification
- International Travel Document
- Lawful Permanent Residency (Green Card)
- Naturalization to Citizenship
- Legal Resources

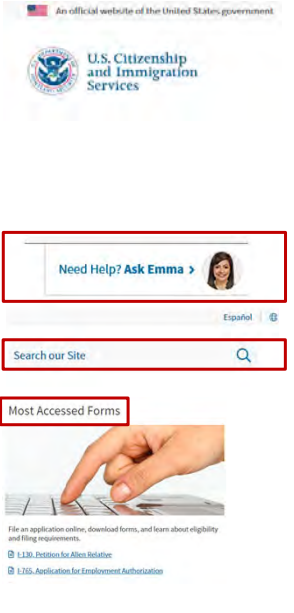


54

USCIS: Only Use the Official Government Website

<https://www.uscis.gov>

- Use the ‘Ask Emma’ virtual assistant in English or Spanish
- Use the ‘Search our Site’ feature
- Find all current immigration forms
- File a form online and manage your case
- Check processing times for various applications
- Request an appointment at a field office at <https://my.uscis.gov/appointment/v2>



An official website of the United States government

U.S. Citizenship and Immigration Services

Need Help? Ask Emma >

Español



Search our Site

Most Accessed Forms

File an application online, download forms, and learn about eligibility and filing requirements.



I-130, Petition for Alien Relative

I-205, Application for Employment Authorization

55

Have You Moved?



YOU MUST report each change of address to USCIS within 10 days of each move with an AR-11 change of address form.

If you filed electronically for your asylum claim:

- Use your USCIS on-line account to file an AR-11 form.
- Proof of change will be generated.

If you filed a paper application for your asylum claim:

- Complete an AR-11 form and mail it to USCIS.
- Notice of receipt will be mailed.

56

USCIS Guidance Sheets

Frequently Asked Questions for Refugees and Asylees



If you are currently in refugee or asylee status, you may be able to help your relative obtain asylee or refugee status. You can start the process by filing a Form I-730, Refugee/Asylee Relative Petition. Filing instructions and forms are available on our Web site at www.uscis.gov.

Who are the relatives for whom I may file?

If you were admitted to the United States as a refugee or were granted asylum less than 2 years ago, you may file an I-730 for the following relatives:

- Husband or wife;
- Unmarried children who were under age 21 at the time you were admitted as a refugee or granted asylum in the United States.

An I-730 petition must be filed within 2 years of being admitted as a refugee or being granted asylum. If it has been longer than 2 years since you were admitted as a refugee or were granted asylum, you may want to get legal advice to determine if there are any other immigration benefits available to your relative.

What happens after I file for my relative?

Embassy or consulate will notify your relative when and where to appear, inviting him or her to apply for travel authorization to enter the United States.

After I file, how long will it take before my relative's petition can be approved?

The time it takes to process and approve your relative's petition depends on a number of factors. Once you file, we will send you a receipt. You can check and monitor current processing times on our Web site.

If I marry after I become a refugee or asylee, can I file an I-730 for my husband or wife?

You cannot file an I-730 for your husband or wife if the marriage occurred after you became a refugee or asylee. However, you may want to get legal advice to determine if there are any other immigration benefits available to your spouse.

Can I help any other relatives?

The law limits eligibility to the relatives listed in this customer guide.



57

Links to Key USCIS Guidance Sheets

Frequently Asked Questions for Refugees and Asylees

- How do I help my relative get refugee or asylee status in the United States?
<https://www.uscis.gov/sites/default/files/document/guides/D1en.pdf>
- How do I show my employer that I am authorized to work in the United States?
<https://www.uscis.gov/sites/default/files/document/guides/D2en.pdf>
- How do I become a U.S. permanent resident?
<https://www.uscis.gov/sites/default/files/document/guides/D3en.pdf>
- How do I get a refugee travel document?
<https://www.uscis.gov/sites/default/files/document/guides/D4en.pdf>



58

Refugee/Asylee Relative Petition USCIS Form I-730

Family Reunification

- Must file the petition within 2 years of asylum status.
- Petition for spouse and unmarried children under age 21 who live abroad.
- Family members must have been listed in your original asylum application.
- Members must have no basis for denial (such as security threat, persecution of others, criminal conviction).
- Family members qualify for benefits as derivative asylees.
- Fee to Apply: \$0.00
- Use USCIS Form I-730.
- Processing times: variable.



<https://www.uscis.gov/i-730>




59

Refugee Travel Document USCIS Form I-131

International Travel

- Use a Travel Document for international travel and re-entry to the U.S.
- No travel document needed for domestic travel within the United States.
- Call the consulate of the country you will visit to ask if the country accepts a U.S. Travel Document.
- Fee to apply: \$105-220 based on age, required biometrics.
- Use USCIS Form I-131.
- Processing times: 10-13 months.
- Valid for 1 year.
- Visiting your home country may jeopardize your asylum status.



<https://www.uscis.gov/i-131>



60

Application to Register Permanent Residence or Adjust Status to Lawful Permanent Resident (Green Card) USCIS Forms I-693 and I-485

May apply any time after being granted asylum. Must be physically present in the U.S. for 365 days before the grant of the application occurs.

Application Steps

1. Find a registered civil surgeon for the medical exam: <https://my.uscis.gov/findadoctor>
2. Bring copies of your medical records to the civil surgeon appointment. The doctor will review and complete the immigration medical exam form I-693: <https://www.uscis.gov/I-693>
3. Complete immigration form I-485: <https://www.uscis.gov/I-485>
4. Save for fees or, if low income, apply for fee waiver or reduced fees:

<https://www.uscis.gov/I-912>

<https://www.uscis.gov/I-942>



61

USCIS Clarifies Physical Presence Guidance for Asylees and Refugees for Adjustment of Status (Green Card)

- News Release Date
- 02/02/2023
- Effective immediately, U.S. Citizenship and Immigration Services (USCIS) has updated guidance in the [USCIS Policy Manual](#) to clarify that both asylees and refugees must have been physically present in the United States for one year **when we adjudicate their Form I-485, Application to Register Permanent Residence or Adjust Status**, rather than at the time they file their adjustment of status application. This applies to all Form I-485 and [Form N-400, Application for Naturalization](#), applications pending on Feb. 2, 2023, and those filed on or after that date.
- This update will promote consistency across asylee and refugee adjustment of status applications. If we cannot determine whether an applicant satisfies the one-year physical presence requirement by reviewing their file or our records when we adjudicate their Form I-485, we may request additional evidence.



62

U.S. Citizenship USCIS Form N-400

After 1 year with asylum status & 4 years with legal permanent residency.

Benefits of citizenship:

- U.S. Passport
- Vote
- Eligible for some federal jobs
- Eligible for additional family reunification programs
- Cannot be removed from the U.S.
- Save for fees
- Required to pass written and verbal exam in English language on U.S. history and government



<https://www.uscis.gov/n-400>



63

Legal Resources

Attorneys and Accredited Representatives

- Licensed Attorney, Immigration Lawyer Search: <https://apps.calbar.ca.gov/attorney/LicenseeSearch/QuickSearch?FreeText=>
- Find a Licensed Accredited Legal Representative: www.justice.gov/eoir/recognition-accreditation-roster-reports
- National Immigration Legal Service Directory: <https://www.immigrationadvocates.org/nonprofit/legaldirectory/>

Beware of Immigration Scams and Notario Fraud!

- Notarios are not licensed to offer legal advice.
- Notarios can prepare and file documents per request but may not be specialist in immigration documents.
- Report scams to the California Attorney General – Fraud Unit: www.oag.ca.gov/consumers
- See the Immigrant Legal Resource Center to read more: www.ilrc.org



64

Part 7

Final Notes and Resource to Connect Asylees to Benefits and Systems

- Update Your Address
- Selective Service
- Understand Laws in the U.S.
- Pay Taxes
- Highlight of Program to Help Asylees in CA Connect to Benefits and Systems



65

Change of Address

USCIS – mandatory, within 10 days of move.

- <https://www.uscis.gov/ar-11>

DMV – within 10 days.

- <https://www.dmv.ca.gov>

U.S. Postal Service – can forward mail to new address for one year.

- <https://www.usps.com>

- Social Security Office
- County Human/Social Service Office
- Employers, Banks, Utility Companies



66

Selective Service

- Mandatory for males aged 18-25.
- Register online at <https://www.sss.gov> or
- Register at a U.S. Post Office.
- Keep proof of registration.
- Required for government financial aid for college/university education.
- Required for citizenship application.



67

Follow Federal and State Laws

- Federal law governs immigration.
- Many US states have legalized medical and/or recreational marijuana.
- It is a **Federal Offense** to possess marijuana.
- Request legal representation, if needed.



68

Types of Crimes in the U.S.

- Domestic Violence
- Child Abuse
- Crimes of Violence
- Buying, Selling or Using Drugs or
- Driving Under the Influence of Drugs or Alcohol
- False Claims as a U.S. citizen
- To read more on U.S. cultural orientation and laws, visit: <https://www.usahello.org>



69

Federal and State Taxes to the Internal Revenue Service (IRS)

- File your federal and state taxes in each year you earn income.
- Your employer will send you a W-2 or 1099 form each year in January.
- You may get a tax refund.
- Be aware of tax filers who charge high fees!
- To find FREE tax preparation services: <https://irs.gov>
- You may only include dependents who live with you in the U.S. on your taxes.



70

The Enhanced Services for Asylees and other Vulnerable Non-Citizens (ESAVN) Program

Granted Asylum and Need Help to Connect to Benefits and Services in CA?

- ESAVN program provides 90 days of assistance.
- Must seek services within first year of asylum grant.
- Receive help to access public benefits and navigate new systems.
- Obtain cultural orientation, links to employment, and other key services such as health care and legal services.
- To find a provider in your area of California, visit:

https://cdss.ca.gov/Portals/9/Refugee/ESAVN/ESAVN_Program_Service_Providers.pdf



71

Thank You!

For asylee navigation webpage visit:
<https://www.cdph.ca.gov/Programs/CID/ORH/Pages/Asylee-Information.aspx>

For slides and videos visit:
<https://sf-cairs.org/asylum-orientation/>

Feedback Survey

<https://forms.office.com/g/3NWGfp3Hdv>



72